



STANDARD STAIR NOSING SPECIFICATION SHEET



PRODUCT DETAILS

Collection	Moda
Product type	Standard stair nosing
Availability	Stocked
Thickness (tread)	15mm
Riser (face)	40mm
Tread	120mm
Mitered return	25mm
Length	2180mm
Construction	Multilayer engineered
Re-sands	Up to 2 (approx. 1mm removed per re-sand)
Surface texture	Brushed
Surface sheen	Gloss 3-5% (Como - Gloss 5-7%)
Edge style	1.2mm pencil rounded
Status	Pre-finished (no additional coats required)
Finish	UV cured matte lacquer
Species	European oak
Wood grade	Feature or light feature
Filler colour	Colour dependent

The Moda collection is also available in: feature plank, light feature plank, herringbone pattern, premium stair nosing & accessible stair nosing

STRUCTURAL WARRANTY

5 Year Commercial	For terms and conditions see
25 Year Residential	www.forte.co.nz/warranties

INSTALLATION

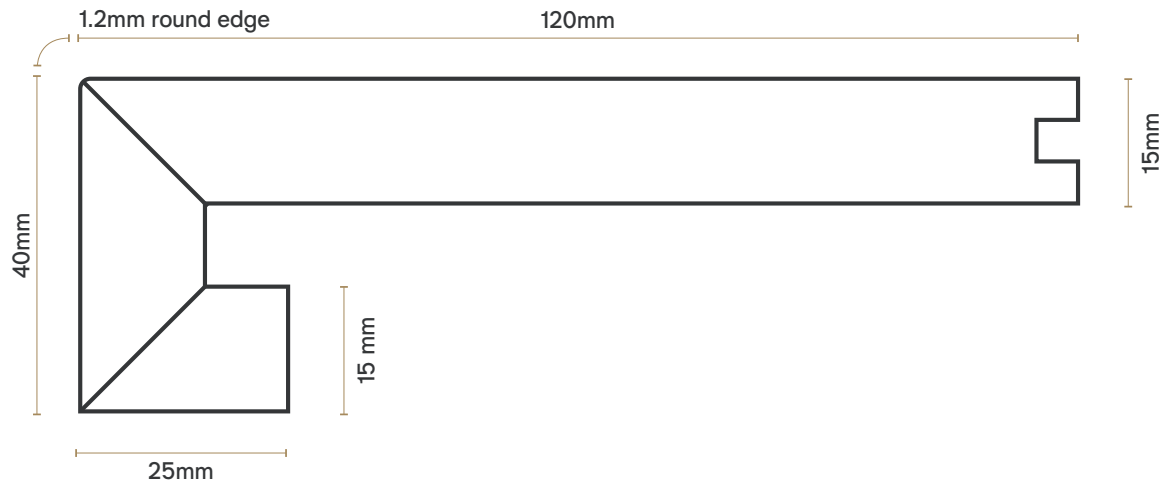
Installation method	Glue down or pin/nail
Suitable substrates	Plywood, particle board, concrete, existing timber - enquire for others
Joint profile	Groove (on tread)
Suitable uses	Stairs in residential homes, hospitality, retail stores, restaurants, apartments (in commercial staircases additional slip resistance may be required)

PACK INFORMATION

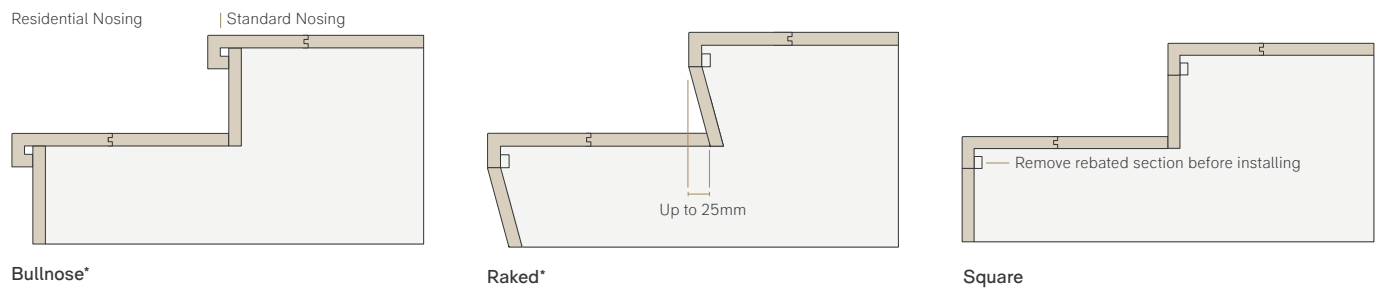
Supplied in	2180mm lengths
Nosing weight	2kg/nosing

Nosing Profile

STANDARD STAIR NOSING



APPLICATIONS



*The building code allows a 25mm protrusion of the nosing. This allows the total stair depth to be reduced, thus saving space and cost.

For example, a 2.5m high staircase with 14 nosings will reduce the overall staircase length by 350mm.



PREMIUM STAIR NOSING SPECIFICATION SHEET



PRODUCT DETAILS

Collection	Moda
Product type	Premium stair nosing
Availability	Stocked
Thickness (tread)	15mm
Riser (face)	40mm
Tread	120mm
Length	2180mm
Construction	Multilayer engineered
Re-sands	Up to 2 (approx. 1mm removed per re-sand)
Surface texture	Brushed
Surface sheen	Gloss 3-5% (Como - Gloss 5-7%)
Edge style	3mm tapered edge with insert
Status	Pre-finished (no additional coats required)
Finish	UV cured matte lacquer
Species	European oak
Wood grade	Feature or light feature
Filler colour	Colour dependent

The Moda collection is also available in: feature plank, light feature plank, herringbone pattern, standard stair nosing & accessible stair nosing

STRUCTURAL WARRANTY

5 Year Commercial	For terms and conditions see
25 Year Residential	www.forte.co.nz/warranties

INSTALLATION

Installation method	Glue down or pin/nail
Suitable substrates	Plywood, particle board, concrete, existing timber - enquire for others
Joint profile	Groove (on tread)
Suitable uses	Stairs in residential homes, hospitality, retail stores, restaurants, apartments (in commercial staircases additional slip resistance may be required)

PACK INFORMATION


Supplied in	2180mm lengths
Nosing weight	2kg/nosing

INSERT

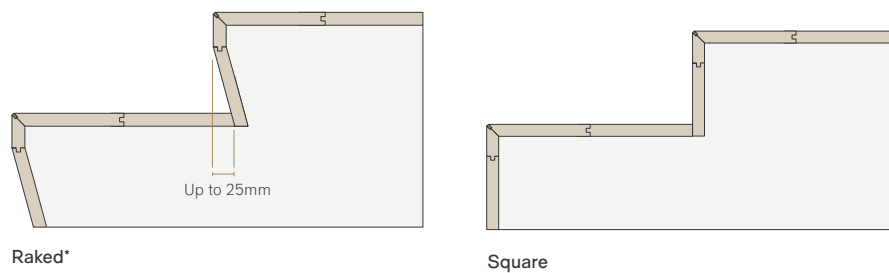
Insert available	3mm thick brass 3mm anodised aluminium
Aluminium colours	Silver, champagne, light bronze, dark bronze, black

Nosing Profile

PREMIUM STAIR NOSING



APPLICATIONS



*The building code allows a 25mm protrusion of the nosing. This allows the total stair depth to be reduced, thus saving space and cost.

For example, a 2.5m high staircase with 14 nosings will reduce the overall staircase length by 350mm.



ACCESSIBLE STAIR NOSING SPECIFICATION SHEET

PRODUCT DETAILS

Collection	Moda
Product type	Accessible stair nosing
Availability	Stocked
Thickness (tread)	15mm
Riser (face)	40mm
Tread	120mm
Length	2180mm
Construction	Multilayer engineered
Re-sands	Up to 2 (approx. 1mm removed per re-sand)
Surface texture	Brushed
Surface sheen	Gloss 3-5% (Como - Gloss 5-7%)
Edge style	5mm quarter rounded with tee insert
Status	Pre-finished
Finish	(no additional coats required) UV cured matte lacquer European
Species	Oak
Wood grade	Oak
Filler colour	Feature or light feature Colour dependent

The Moda collection is also available in: feature plank, light feature plank, herringbone pattern, premium stair nosing & standard stair nosing

STRUCTURAL WARRANTY

5 Year Commercial	For terms and conditions see
25 Year Residential	www.forte.co.nz/warranties



INSTALLATION

Installation method	Glue down or pin/nail
Suitable substrates	Plywood, particle board, concrete, existing timber - enquire for others
Joint profile	Groove (on tread)
Suitable uses	Stairs in residential homes, hospitality, retail stores, restaurants, apartments (in commercial staircases additional slip resistance may be required)

PACK INFORMATION

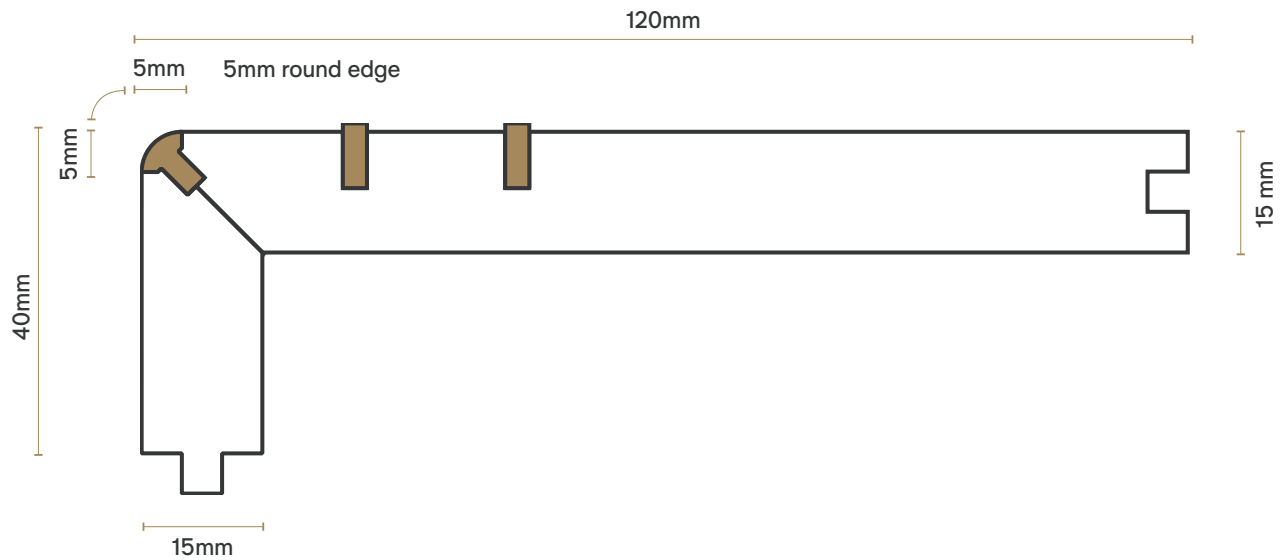
Supplied in	2180mm lengths
Nosing weight	2kg/nosing

INSERT

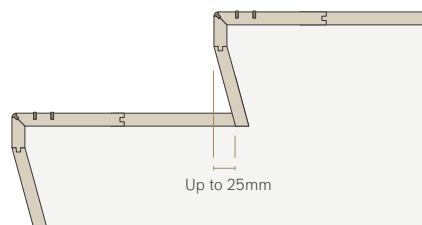
Insert available	3mm anodised silver to achieve 30 LRV contrast
-------------------------	--

Nosing Profile

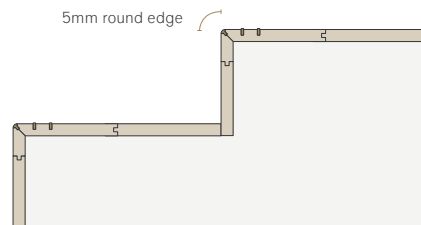
ACCESSIBLE STAIR NOSING



APPLICATIONS



Raked Accessible



Square Accessible

*The building code allows a 25mm protrusion of the nosing. This allows the total stair depth to be reduced, thus saving space and cost.

For example, a 2.5m high staircase with 14 nosings will reduce the overall staircase length by 350mm.

Care and Maintenance

RESIDENTIAL AND COMMERCIAL CARE AND MAINTENANCE

Forté's Product Specialists have collated our care and maintenance recommendations to ensure your stair nosings looks like new for years to come. Residential and Commercial projects require different levels of care and maintenance. Visit www.forte.co.nz/careandmaintenance

Structural Warranty

MODA 25 YEAR RESIDENTIAL STRUCTURAL WARRANTY

The Moda Collection comes with a full 25 year Residential Structural Warranty. For full warranty terms and conditions, please visit www.forte.co.nz/warranties

MODA 5 YEAR COMMERCIAL STRUCTURAL WARRANTY

The Moda Collection comes with a full 5 year Commercial Structural Warranty. For full warranty terms and conditions, please visit www.forte.co.nz/warranties

Installation

THE MODA COLLECTION MUST BE INSTALLED BY A TRAINED PROFESSIONAL

Please ensure that you have read and understood the installation guidelines before proceeding to install Moda stair nosings. If you have any questions or concerns, please call the Forté technical team on 0508 35 66 77. Failure to adhere to the Forté Installation Guidelines may void your warranty.

For full installation guidelines, please visit www.forte.co.nz/installation