

millboard®

Live.Life.Outside.

A premium UK-made cladding product which is changing the face of cladding as we know it.

Species	Oak Look
Sustainability	Environmentally Friendly
Grade	Prime
Texture	Brushed




Envello cladding has been hand-moulded from carefully selected natural timbers and hand-coloured by our master craftsmen, Envello provides an unmistakably organic look that only requires an occasional clean to preserve its beauty.

From the clean finish of the Shadow Line+ to the profiled grain variance of the Board & Batten+, there's an Envello Cladding option for every property type.

Years of development means this product is designed to stand the test of time. The boards lock together with a specially designed tongue and groove for added rigidity and increased installation speed. The tongue and groove has been profiled with a relief angle to allow the boards to curve when used vertically, as well as limiting the passage of air and water through the system. The tongue of the board features a notch which the fixings are aligned with, the next board then covers over the fixing creating a clean finish. The distinctive chamfered cut of the profiles also enables the rain to naturally clean the boards, reducing the need for manual cleaning or treatment.

Both profiles of boards can be installed horizontally or vertically, depending on the nature of the design.






Millboard Envello Cladding is available in two profiles which can be installed horizontally or vertically.

MILLBOARD ENVELLO CLADDING BOARD AND BATTEN

Thickness	26mm
Width	200mm (181mm installed width, 5mm overlap)
Length	3600mm
Construction	Composite





CROSS SECTIONS

Cladding Board	
Facia/Reveal Board	
Square Corner Trim	

MILLBOARD ENVELLO CLADDING SHADOW LINE

Thickness	18mm
Width	200mm (181mm installed width, 5mm overlap)
Length	3600mm
Construction	Composite

CROSS SECTIONS

Cladding Board	
Facia/Reveal Board	
Internal Corner Profile	
External Corner Profile	

SHADOW LINE LIMED OAK



SHADOW LINE SMOKED OAK



SHADOW LINE GOLDEN OAK



SHADOW LINE ANTIQUE OAK



SHADOW LINE BURNT CEDAR



BOARD & BATTEN SMOKED OAK



BOARD & BATTEN GOLDEN OAK



BOARD & BATTEN ANTIQUE OAK



BOARD & BATTEN BURNT CEDAR





Format	Grade	Code
ENVELLO LIMED OAK		
Shadow Line	Prime	ESL-L
Fascia	Prime	ERB-L
Internal Corner Profile	Prime	EIC-L
External Corner Profile	Prime	EEC-L

ENVELLO GOLDEN OAK		
Shadow Line	Prime	ESL-G
Board & Batten	Prime	EBB-G
Fascia	Prime	ERB-G
Internal Corner Profile	Prime	EIC-G
External Corner Profile	Prime	EEC-G

ENVELLO SMOKED OAK		
Shadow Line	Prime	ESL-S
Board & Batten	Prime	EBB-S
Fascia	Prime	ERB-S
Internal Corner Profile	Prime	EIC-S
External Corner Profile	Prime	EEC-S

Format	Grade	Code
ENVELLO ANTIQUE OAK		
Shadow Line	Prime	ESL-A
Board & Batten	Prime	EBB-A
Fascia	Prime	ERB-A
Internal Corner Profile	Prime	EIC-A
External Corner Profile	Prime	EEC-A

ENVELLO BURNT CEDAR		
Shadow Line	Prime	ESL-BC
Board & Batten	Prime	EBB-BC
Fascia	Prime	ERB-BC
Internal Corner Profile	Prime	EIC-BC
External Corner Profile	Prime	EEC-BC

PRODUCT DETAILS

Species	Oak Look
Origin	United Kingdom
Grade	Prime or Reclaimed (Moulded from Real Timber)
Thickness	18mm & 26mm
Construction	Composite
Core	Resin Mineral Composition
Surface Texture	Brushed
Finish	Lastane®
Surface Sheen	Matte

INSTALLATION

Method	Hidden Screw Fixing to Batten
Applications	Exterior Cladding/Other
Usage Classes	Residential/Commercial

STRUCTURAL WARRANTY

Residential	15 Years
Commercial	15 Years

SUSTAINABILITY

Carbon Footprint Verified	Yes
Greenhouse Gases ISO 14064-1	Verified (manufacturer) - 430g /CO2e per m²
Environmental Management System (EMS) ISO 14001	Compliant (manufacturer)
Recycleable	Yes

TECHNICAL SPECIFICATIONS

Reaction to Fire	Fire rated to Euroclass D (BS EN13501-1)
Taber Abrasion ISO 7784-2	261mg

FORMALDEHYDE EMISSION

EN717-1	E1
---------	----

Find us on
Masterspec



View Collection
on our website



Auckland
299 Great North Road
Grey Lynn, Auckland

Christchurch
93 Manchester Street
Christchurch Central

Queenstown
179 Glenda Drive
Frankton, Queenstown

forte.co.nz
info@forte.co.nz
0508 35 66 77

forte