



Bona Floor Treatment Program

Right answers for all wood floor conditions

Bona[®]



“My hard wax oiled floor is dirty and stained.”



“My finished floor is starting to look dull and lifeless.”



“My oiled floor has been completely worn down.”

The right answers to wooden floor treatment

“How do I restore my wooden floor’s beauty?”

Commercial and private floor owners around the world are always asking for the best way to restore a floor to its original beauty. Whether it's a large airport or a private home, the right answer to floor treatment depends on the condition of the surface and the floor type.

Clear answers to every floor condition

The Bona Floor Treatment Program gives straightforward solutions with clear benefits for both floor owners and contractors. The program increases the value of floor treatment, not only by guidance in doing things right, but most of all, doing the right thing.

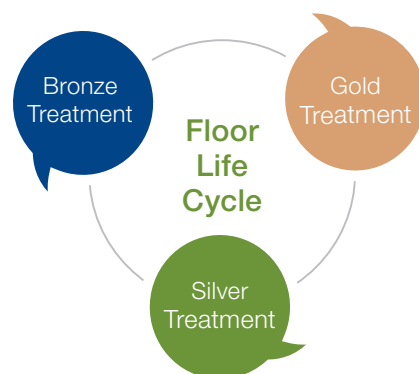




Bona Floor Treatment Program

With decades of experience and knowledge working closely with wood flooring craftsmen, Bona now gives you a clear and simple answer: Bona Floor Treatment Program, with 3 different treatment types for the various needs of the wooden floor.

- *Bronze: Deep Clean & Protection*
- *Silver: Light Sanding & Recoating*
- *Gold: Full Sanding & New Surface*



Services in all stages of the life cycle

The offer of Gold, Silver and Bronze opens for closer contact between the floor owner and the contractor. A clear model on how the wooden floor should be cared for during its life cycle. This is why Bona is supporting you with a Service Contract template and maintenance guides, to simplify for both parties. The result is an everlasting, beautiful wooden floor!

- *Keep the floor beautiful all the time*
- *Extend lifetime of the floor*
- *Minimise overall downtime and costs*



A wide-angle photograph of a modern restaurant interior. The floor is made of large, light-colored wooden planks. Several round tables with dark blue or black tablecloths are arranged throughout the space. White plastic chairs with chrome legs are placed around the tables. In the background, there are large windows and some green chairs. The lighting is bright and even.

*“Restaurant with dirty oiled floor –
Revived with Bronze Treatment in 4 hours”*

“Office with scratched and stained floor – Restored with Silver Treatment, ready overnight”



A person wearing dark blue work pants and black safety boots is operating a Bona floor care machine. The machine is blue and black with a 'Bona' logo. It is connected to a power cord. The floor is made of light-colored wood. The background shows a brick wall and a window.

Bronze
Treatment

Deep clean & protection

Revive effectively with little downtime

The Bronze Treatment is a new effective way of keeping floors beautiful, bringing dull wooden floors back to life in an instant. This quick revival delivers remarkable results between floor renovations, and the floor is ready to be walked on after as little as half a working day.

Using the Bona PowerScrubber machine with the specially formulated Bona Deep Clean Solution, the wooden surface is effectively deep cleaned, so even the toughest dirt, grime and scuff marks are removed. The floor is then ready for a fresh layer of polish, oil, or Bona Wax Oil Refresher, depending on the type of finish.

The floor will look close to new, in just a matter of hours!



Here's an example of the process:

Preparation

Protection



Ensure suitable brushes are used



Fill up Bona PowerScrubber with Bona Deep Clean Solution




Clean the floor by covering area in linear order



If needed, apply surface conditioner



For oiled / hard wax oiled floors, buffer with Bona FlexiSand



Floor is revived with new life and a fresh look.

A worker in tan work pants and safety boots is operating a Bona floor sanding machine on a light-colored wooden floor. The machine is white and black with a large white wheel and a flexible black hose. The background shows a library with bookshelves and large windows.

Silver
Treatment

*Light Sanding
& Recoating*

Restore for a longer floor lifetime

When the top layer of a wooden floor's protective surface is slightly stained or showing light scratches, the Silver Treatment can effectively restore its original beauty. It is an excellent alternative to a full renovation, with less downtime and cost.

High-performance Bona Diamond Abrasives are used to prepare the surface by removing scratches and wear. The perfectly smooth sanded surface can then be recoated with Bona Traffic HD, giving the floor a new layer of durable protection with perfect adhesion to the layer beneath.

Restoring the floor's beauty and prolonging its lifetime is now an overnight job!




Here's an example of the process:

Preparation

Protection



Ensure suitable brushes are used



Fill up Bona PowerScrubber with Bona Deep Clean Solution




Clean the floor by covering area in linear order



Superficial abrasion with Diamond Abrasives (grit 240)



Apply Bona Traffic HD with trowel and roller



Re-protected, beautifully prepared for new challenges

A Bona KT floor sanding machine is shown in operation on a light-colored wooden floor. The machine is white and grey with the Bona logo and 'KT' on its side. A person in dark clothing and work boots is operating it. The background shows a large hall with glass walls and a shopping cart.

Gold
Treatment

Full Sanding & New Surface

Renovate for total beauty

When the floor is severely damaged or yellowed, showing deep scratches and a completely lifeless appearance, the Gold Treatment is recommended. Going for Gold Treatment not only gives a total renewal of the floor's beauty and protection, it also opens up endless possibilities to change the entire look of the floor.

The full renovation includes sanding down to bare wood using our comprehensive range of sanding machines and high-performance abrasives. With the Bona Dust Care System (DCS), a powerful tool for completely dust-free sanding, health and safety is ensured for craftsmen and floor owners,

The sanded-down floor is then completely retreated with any Bona coat that suits the demands of the surface. It's like getting a whole new floor, with endless possibilities!



Here's an example of the process:

Preparation

Protection



1 Sand to bare wood using a minimum of three grit sizes for a smooth finish




2 Apply a waterborne primer



3 Fine and intermediate sanding to cut back grain raise



4 Apply two consecutive layers of topcoat for total surface protection



Completely new with the desired impression – matt, glossy or coloured

Bronze Treatment

Finished Surface:

Deep Clean. Cleaning with PowerScrubber.
Optional application of polish.

Oiled Surface:

Re-application of oil. Deep cleaning with PowerScrubber followed by application of maintenance oil.

Hard Wax Oiled Surface:

Deep Clean. Cleaning with PowerScrubber applying Bona Wax Oil Refresher.



Silver Treatment

Finished Surface:

Overcoating. Abrasion with Diamond Abrasives and overcoating with Traffic HD.

Hard Wax Oiled Surface:

Overcoating. Abrasion with Diamond Abrasives and overcoating with Bona Hard Wax Oil.



Gold Treatment

Finished Surface:

Full renovation. Includes sanding to bare wood and retreating with finish.

Oiled Surface:

Full renovation. Sanding to bare wood. Application of Craft Oil.

Hard Wax Oiled Surface:

Full renovation. Includes sanding to bare wood and retreating with hard wax oil.



Established in 1919, Bona is a world leading innovator with a unique system for wooden floor treatment. Through subsidiaries and distributors we have local presence in more than 90 different countries enabling us to be close to our customers and craftsmen.

Our long commitment and passion for wooden floors enable us to offer lasting, sustainable results that meet all wooden floor needs for professionals and floor owners alike.

Country Distributor Office • Bona Austria GmbH • Mayrwiesstraße 21 • 5300 Hallwang • Austria

